

ECRISS Platform

A suite of analytic solutions for school leaders to measure the impact that policies, programs, and school improvement efforts are having on student and system outcomes



Intended Users

- District and school leadership
- School improvement teams
- MTSS and RTI teams

School Improvement

School leaders make decisions every day about how to best allocate community resources to ensure all students receive a high-quality education. Measuring the academic return on investment (ROI) that school improvement efforts, interventions, and programs are having on student outcomes is the essence of evidence-based practice.

ECRA's school improvement solution quantifies the academic return on investment that resource allocations and school improvement efforts are having on student growth.

→ Visit ecragroup.com/roi for additional information.

Powered by ECRA's propensity model, the school improvement solution analyzes individual student's longitudinal achievement history and creates personalized projections for every student. ECRA measures the difference between projected growth and actual growth for students, and generates effect sizes for academic investments, school improvement efforts, district programs, and interventions to empower school leaders to make evidence-based decisions.

Use Cases

- Goal setting
- Academic return on investment and program evaluation
- MTSS and RTI implementation
- Action research

Personalized Learner Profile

College, career, and life readiness is not a function of any one student attribute, but rather the combination of student attributes that collectively predict long-term success.

ECRA's Learner Profile is a multi-dimensional and personalized set of academic and non-academic indicators at the student level that collectively capture a more modern definition of readiness.

The Learner Profile helps school districts operationalize their portrait of a graduate. It combines indicators across a wide range of constructs, and serves as a robust student-level data warehouse to support reporting needs.

Use Cases

- Operationalize the district's portrait of a graduate
- Measure student progress toward multi-measure grade-level indicators and pathways
- Promote the whole child
- Support a wide range of whole-child reporting needs for individual students

Personalized Learner Profile



Bradley Walsh
MIDDLE SCHOOL
Student ID: 12345

Grade 8 Indicators

On Track

- Co-Curricular Activities
- Community Service
- Goal Setting
- Grades


- Humanities
- Mathematics Indicator
- Reading Indicator
- Science

Grade
8

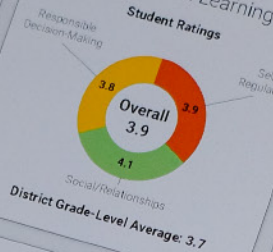
Personal Statement

My name is Bradley Walsh and I'm an 8th grade student at EGRA Middle School. I enjoy reading and volunteering. Outside of school, I am in chess club and I like to hang out with my friends. I want to be a video game designer when I grow up. In school, I like math but sometimes I have a hard time focusing.

Coursework



Social Emotional Learning



Interests

- Career Developer
- Academic Computer Class
- Academic Math

GPA

3.5

Benchmark

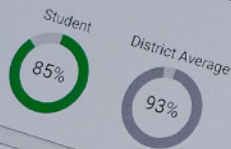
Achievements & Awards

- Athlete of the Year Soccer Leadership Award
- Honor Roll 2018-2019 Honor Roll Student

Assessment

Subject	Score	Test
ELA	771	Spring State Test
Mathematics	242	Winter MAP
Mathematics	248	Spring MAP
Reading	225	Winter MAP
Reading	230	Spring MAP
Writing	39	Spring State Test
Writing	59	Spring State Test

Attendance



Programs

- 504 Testing Accommodations
- Other in robotics program

Community Service



Notes

- Able to work independently. Mrs. Smith (Teacher)
- Possesses good interpersonal skills and good communication skills. Mrs. Smith (Teacher)

Co-Curricular

- Music Guitar
- Academic Competitive Teams

Outside Activities

- Community Volunteering at the food pantry
- Clubs Chess Club
- Sports and Recreation

Intended Users

- Teachers
- Counselors
- Administrators



Intended Users

- Board of Education
- Superintendent
- Cabinet
- Community

Strategic Dashboard

Rigorously documenting and communicating the return on investment that public schools are providing their communities is an emerging priority for school boards. School district quality is a matter of definition. As the cliché goes, you are what you measure.

ECRA's strategic dashboard is a tool for school districts to build their own district report card aligned to a local definition of quality and the values of the community.

A strategic dashboard helps tell the school district's story. It provides a framework for the superintendent to align priorities and evaluate the impact that system initiatives are having on student, financial, and other outcomes.

Use Cases

- Market and brand the district's vision to stakeholders
- Measure the impact of the district's strategic plan
- Monitor the implementation of goals and objectives

Bringing decisions into focus.

At ECRA, we focus on helping school districts embed evidence-based practices via predictive models that empower school leaders with the information needed to ensure a more equitable environment where all students succeed. ECRA helps educators and school leaders realize their mission and vision in a way that inspires and engages the community, aligns resources, and provides a framework for continuous improvement.

Education • Consulting • Research • Analytics

ECRA Group, Inc.

1475 E. Woodfield Rd., 14th Floor
Schaumburg, IL 60173
(847) 318-0072

ecragroup.com

